VIEW it now. You will know.

VIVIX-S V series



vieworks

OVERVIEW

VIVIX-S V series is the most appropriate DR detector with advanced technology and a beautiful design to make the work environment more pleasant. The cassette-sized DR detector is offered in 3 sizes – 25x30cm (VIVIX-S 2530VW), 36x43cm (VIVIX-S 3643VW), and 43x43cm (VIVIX-S 4343VW).

As competition in the DR imaging market is getting furious, the market is overflowing with similar detectors in terms of specifications and prices. But are DR detectors the best possible choice for you? To meet your high expectations, Vieworks has refreshed its DR detector lineup to provide a solution that fits you perfectly.

VIVIX-S series gained a reputation as a retrofit total solution by offering high-performance detectors and integrated software in packages. With market-proven technology and ceaseless innovation, Vieworks launched the VIVIX-S V series, a strategic model that will open up a new era of digital radiography. The new series will be the most appropriate choice in regard to workflow, quality, and economics by supporting high-quality patient care in the rapidly changing medical environment.

VIEW it now. And you will know it.

DESIGN AWARD 2020

VIVIX

VIVIX-S V series

View it now. You will know.

The most appropriate choice you can make.

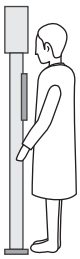

Optimal Solution
for Diagnostic Practice



Excellent
Durability

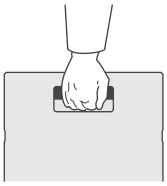

Real Mobility

Optimal Solution for Diagnostic Practice

Do not lower the image quality and working speed due to budget constraints. VIVIX-S V series is a cost-effective total solution based on Vieworks' years of medical imaging device development experience and state-of-the-art imaging technology.

SUPERIOR IMAGE QUALITY

Cutting-edge Hardware Design

Vieworks has strong market leadership in the development and manufacturing of detector panels based on more than 20 years of medical imaging business experience. To provide high-performance detectors consistently, Vieworks has core technologies of circuit design, mechanical design and signal processing. This accumulated effort enables us to supply improved DQE of VIVIX-S V series at a more reasonable price.

Advanced Imaging Processing Technology

Vieworks' post processing algorithm provides supreme image quality. This image processing technology is specialized for VIVIX detectors and is applied to the VXvue software. VIVIX-S V series provides the software grid that eliminates the scattering effect of X-rays to produce clearer images. It is optimized for environments where hardware grids are difficult to use and can be purchased as an option.

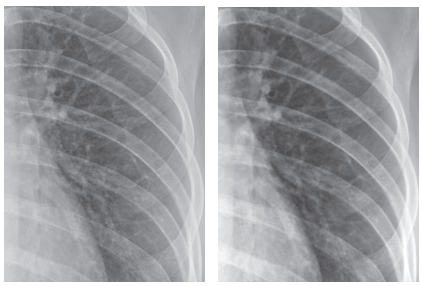

before after

FASTER AND **MORE STABLE WIRELESS COMMUNICATION**

VIVIX-S V series has adopted the 802.11ac wireless standard to improve workflow. This series supports faster communication between the detector and the SCU, thus providing faster image transmission to a viewer program for immediate examination. The three internal antennas ensure stable wireless communication no matter how the detector is positioned.

SPECIALIZED SOFTWARE PACKAGE FOR **VIVIX**

The series is offered as a total solution having advanced software that supports easy upgrades and system integration. The viewer program, VXvue, acquires diagnostic images quickly and provides superior image quality without additional investment. For small clinics and hospitals, the web-based mini PACS, QXLink 3, offers more value and supports an efficient operation throughout the hospital.

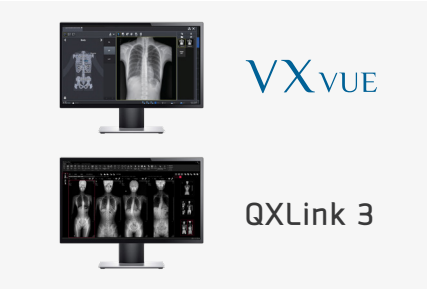

ROBUST DESIGN

VIVIX-S V series enhances the robustness of the product to reduce errors due to the careless management of the detector.

Height of 100cm

VIVIX-S V series passes drop testing of 100 cm. Thus, radiologists can be free from concern about the product being accidentally dropped in any environment.

Weight of 400kg

VIVIX-S V series guarantees up to 400 kg under uniform load and 200 kg under the local load. Thus, the series can be used to take images in extreme cases

IP67 – WATER AND DUST RESISTANCE

Do not worry about poor operation caused by water and dust. The series has received an IP67 rating for splash, water, and dust resistance. IP67 means that the series can operate safely in the water for up to 30 minutes at depths of less than 1 meter.



WIDER OPERATING TEMPERATURE

VIVIX-S V series works reliably even when taking images outside of typical room temperatures. The series can maintain the same image quality in hotter or colder environments. VIVIX-S V series operates from 0℃ to 40℃, so it is suitable for outdoor or emergency usage.

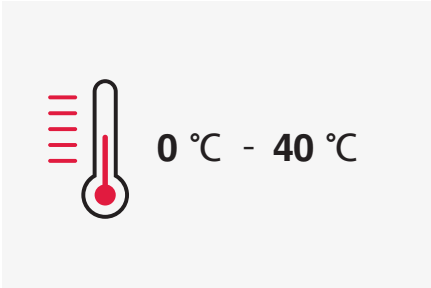



Excellent Durability

The elegance of the new design combines with the robustness of the product, creating a sophisticated, powerful and practical detector in any hospital environment. The durability of VIVIX-S V series is the result of decades of innovation.

Real Mobility

The user-friendly design of VIVIX-S V series improves usability and mobility. Wherever you take VIVIX-S V series, you can experience the easy control of it.

GREATER PORTABILITY

This series maximizes portability. The lightest weight in VIVIX series makes it easy for the user to carry it. The ergonomic design also improves grips, making it easier to carry the detector and preventing accidental drops.

CONVENIENT CHARGING

Portable detectors should be simply charged under any circumstances. VIVIX-S V series offers a variety of charging methods, including standard USB-C interfaces and magnetic tether connectors and provides a cradle for safe-storing and easy-charging.

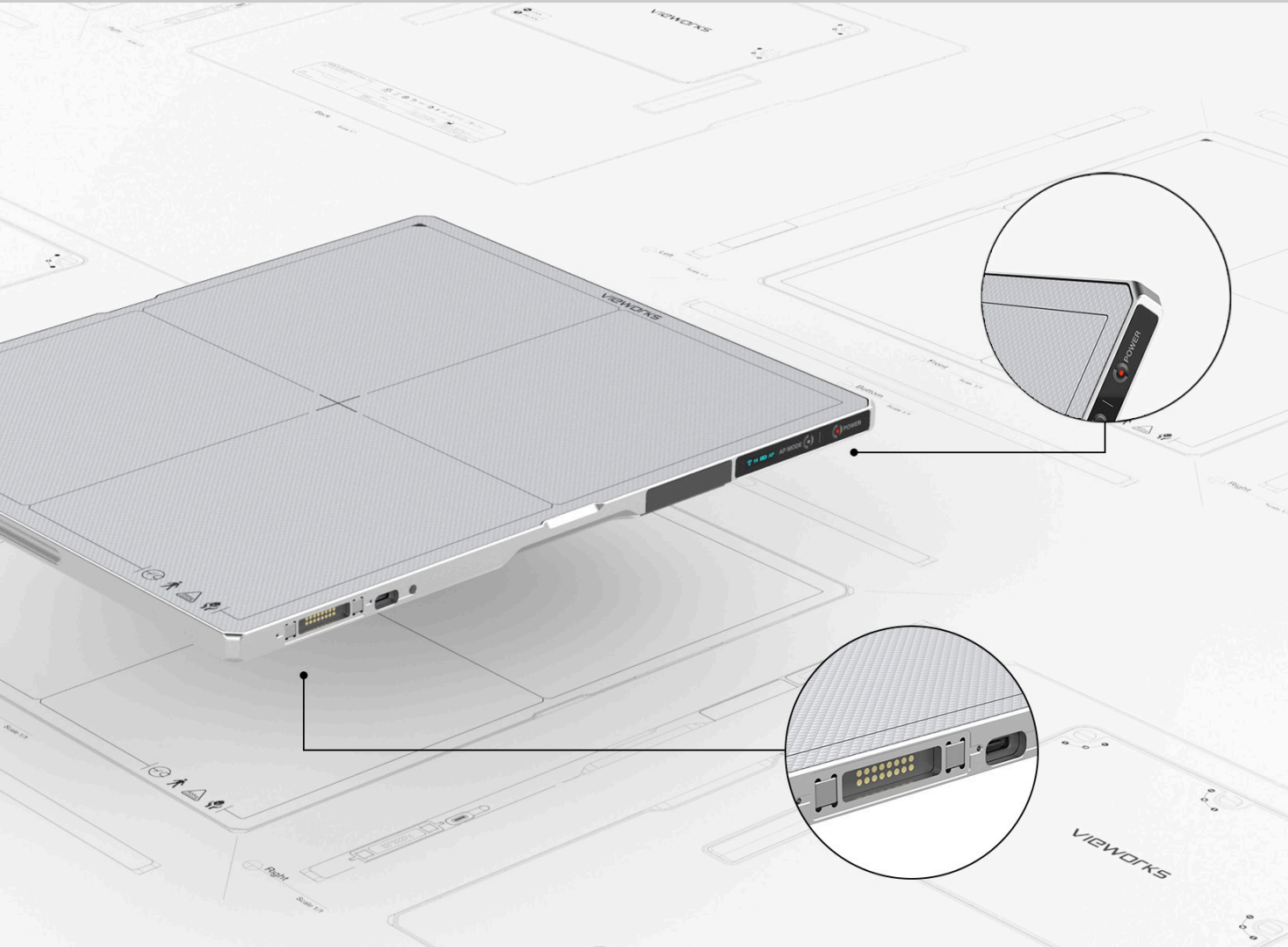

LONG LASTING BATTERY

Radiologists are busy all day and need a detector that can cover the entire working hours. Radiologists do not need to charge batteries during the day because the VIVX-S V series comes with two batteries, allowing up to 16 hours of long operation. Additionally, by using an easy-charging cradle, it allows seamless operation all the time.

OLED STATUS SCREEN

The exterior OLED display provides information about battery charge level, wired/wireless connection mode, and sleep mode status. Radiologists can understand the status quickly and prepare the diagnostic process on time by just looking at the display.



VIVIX-S 2530VW

VIVIX-S 3643VW

VIVIX-S 4343VW

		VIVIX-S 2530VW		VIVIX-S 3643VW		VIVIX-S 4343VW	
Model Name		FXRD-2530VAW	FXRD-2530VAW PLUS	FXRD-3643VAW	FXRD-3643VAW PLUS	FXRD-4343VAW	FXRD-4343VAW PLUS
Technology		a-Si TFT		a-Si TFT		a-Si TFT	
Scintillator		CsI		CsI		CsI	
Pixel Pitch		124 ㎛		140 ㎛		140 ㎛	
Spatial Resolution		4.0 lp/㎜		3.5 lp/㎜		3.5 lp/㎜	
Pixel Matrix		2048 x 2560 pixels		2560 x 3072 pixels		3072 x 3072 pixels	
Image Size		25.4 ㎝ x 31.7 ㎝		35.8 ㎝ x 43.0 ㎝		43.0 ㎝ x 43.0 ㎝	
Grayscale		16 bits		16 bits		16 bits	
Image Acquisition Time		3 s		3 s		3 s	
Recommended Cycle Time		4 s		4 s		4 s	
Data Interface		Gigabit Ethernet IEEE 802.11n / ac		Gigabit Ethernet IEEE 802.11n / ac		Gigabit Ethernet IEEE 802.11n / ac	
X-ray Generator Interface		DR Trigger Mode / AED Mode		DR Trigger Mode / AED Mode		DR Trigger Mode / AED Mode	
Dimensions		28.7 ㎝ x 35.0 ㎝ x 1.5 ㎝		38.4 ㎝ x 46.0 ㎝ x 1.5 ㎝		46.0 ㎝ x 46.0 ㎝ x 1.5 ㎝	
Weight	1 battery	1.95 kg	2.1kg	2.95 kg	3.1 kg	3.45 kg	3.7 kg
	2 batteries	-	-	3.15 kg	3.3 kg	3.65 kg	3.9 kg
Battery		Lithium Ion 3400mAh x 1 8 h (standby) * 1,500 images at a 15-second cycle.		Lithium Ion 3400mAh x 2 16 h (standby) * 3,000 images at a 15-second cycle.		Lithium Ion 3400mAh x 2 16 h (standby) * 3,000 images at a 15-second cycle.	
Dust and Water Resistant		IP67		IP67		IP67	
X-ray Voltage Range		40 - 150 kVp		40 - 150 kVp		40 - 150 kVp	
Operating Environment		0℃ to 40℃ 5 % to 90 % RH (non-condensing)		0℃to 40℃ 5 % to 90 % RH (non-condensing)		0℃ to 40℃ 5 % to 90 % RH (non-condensing)	
Power Consumption		Normal: Max. 15W, Charging: Max. 50W		Normal: Max. 24W, Charging: Max. 80W		Normal: Max. 24W, Charging: Max. 80W	

* Specifications are subject to change without prior notice.

GLOBAL NETWORK

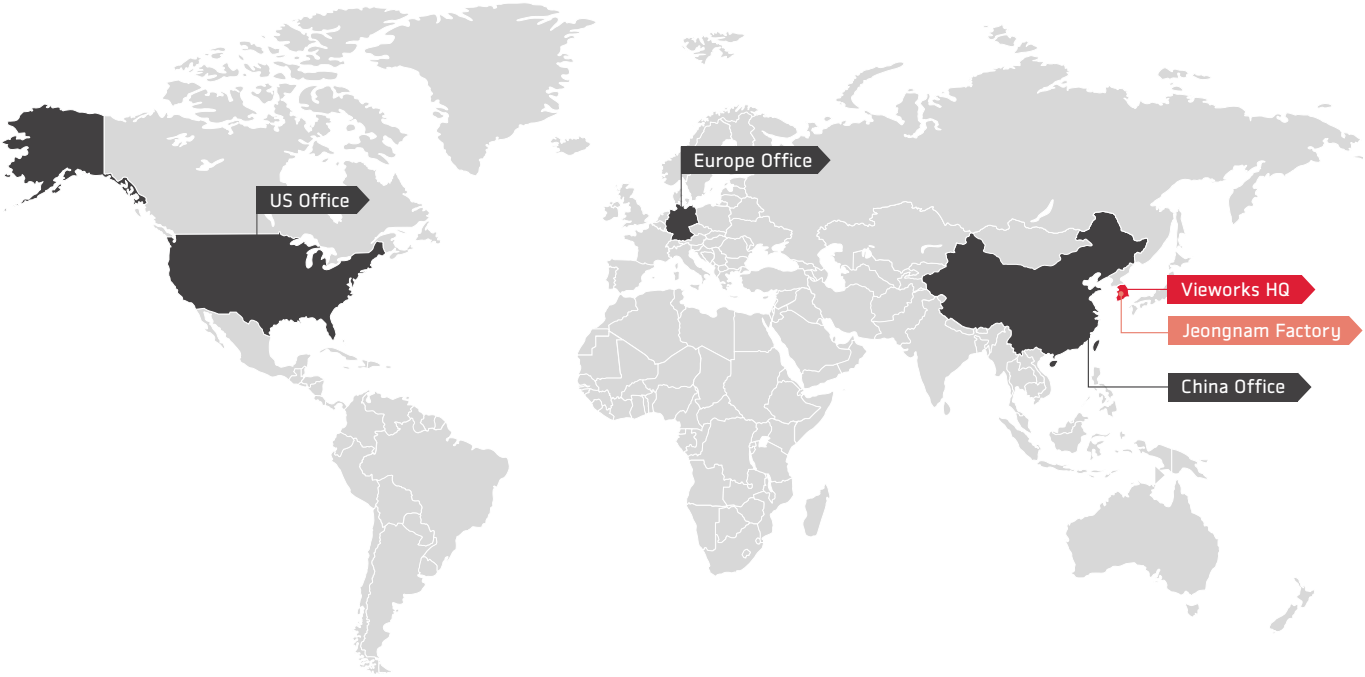

	Vieworks HQ	Vieworks Jeongnam Factory	Vieworks America	Vieworks Europe	Vieworks China
Location	Anyang-si, Korea	Hwaseong-si, Korea	Chicago, USA	Frankfurt, Germany	Shanghai, China
Email	sales@vieworks.com	sales@vieworks.com	support.us@vieworks.com	cs.vweu@vieworks.com	techsupport@vieworks.com
Tel	+82-70-7011-6161	+82-70-7011-6161	+1-312-548-3282	+49-6196-769-3760	+86-21-64955945

Copyright © 2021 Vieworks Co., Ltd. All rights reserved.

41-3, Burim-ro 170 beon-gil, Dongan-gu, Anyang-si, Gyeonggi-do, 14055 Republic of Korea
Tel +82-70-7011-6161 **Fax** +82-31-386-8631 **E-mail** sales@vieworks.com **Web** xrayimaging.vieworks.com